



*Precision***Power**[®]

Absolutely State of the Art Mobile Audio[™]

P.65C3

POWER CLASS 3 WAY COMPONENTS

400w



Contents



INTRODUCTION	3
TECHNOLOGIES	4-5
DRIVER INFORMATION	6
CROSSOVER DESIGN, SPEAKER PLACEMENT	7

Thank you for purchasing the Power Class 3 Way Components from Precision Power. Inside this box is one for the greatest speakers sets ever designed for the automotive environment with technologies not available by any other speaker manufacturer.

Traditional thinking suggests that the human ear can only audibly hear up to 20,000 Hz. So why build a product with reproduction capability to 40,000 Hz? The answer is simple. While we can only audibly hear to 20,000 Hz, there is musical harmonic content well beyond. It is these higher frequencies harmonics that give music texture, presents and the airiness of a live performance. It is those higher frequencies that give music emotion and touches your other senses. They excite the hair follicles on your arms . . . your legs . . . the back of your neck. It makes your audio system sound like you are sitting in front of a live performance.


At Precision Power we throw out the traditional "it's good enough" thinking our competition clings to. Quite simply we break tradition to give you the most realistic audio reproduction possible!



TECHNOLOGIES



The cornerstone of this unique component system is our Advanced Motion Tweeter, AMT for short. It is this unique transducer that extends your high frequency reproduction to over 40,000 Hz and creates the texture, presence and put the emotion back into your listening experience.



- (1) AMT's light weight pleated diaphragm moves side to side instead of the traditional backwards and forwards motion dramatically improving off axis performance
- (2) Neodymium Rare Earth bar magnets create a powerful driving motor structure in a compact size.
- (3) Adjustable Spin Nut Mounting System adapts to variable mounting thickness and let's you choose your preferred mounting location for simplified installation.



TECHNOLOGIES



PCD Cone Technology (*Precision Designed Cone*)

Natural Fiber Composite Diaphragm – light for fast and accurate high frequency reproduction, yet bound with natural fiber for fast repercussive accuracy. Tangential Ribs dampen unwanted cone resonances that can cause distortion and "color" what we hear.

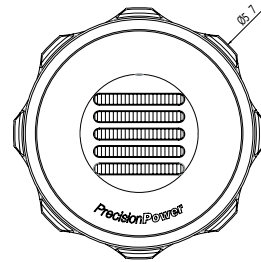


Inverted UV Resistant Natural Butyl Rubber Surround resists power compression and is consistent in wide ambient temperatures that changes the performance at varying volume levels. Inverted Surround Technology

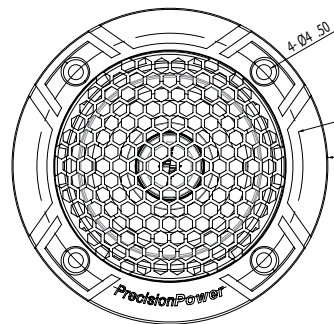
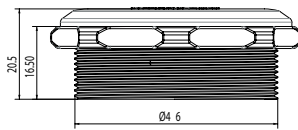


DRIVER INFORMATION

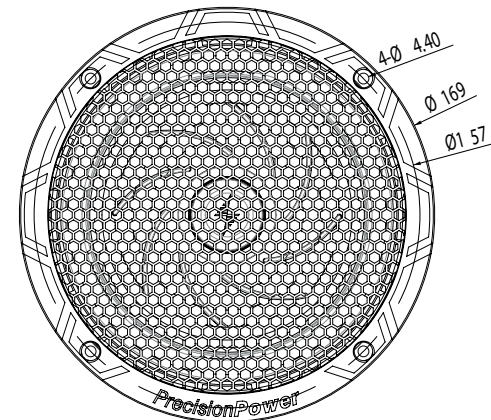
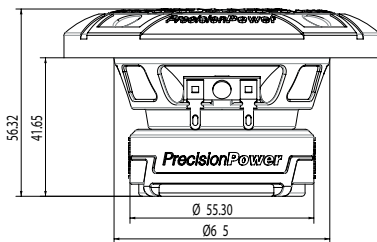
CROSSOVER DESIGN



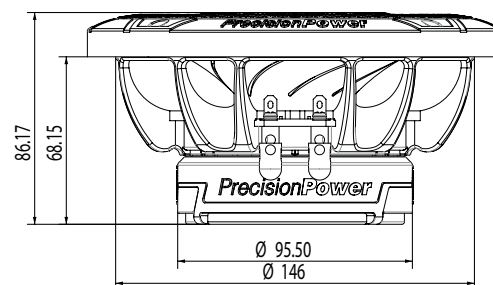
- Tweeter**
- * Adjustable Spin Nut Mounting System
 - * Air Motion Technology
 - * High Power Neodymium Magnets
 - * Integrated Lead wires



- Midrange**
- * Stamped Steel Frame
 - * PVC "sealer" integrate trim ring can grill
 - * Polly Cotton Cone w/ Inverted Surround Technology
 - * High Power Strontium Ferrite Magnets
 - * Integrated Push terminals
 - * Integrated Lead wires



- Woofer**
- * Diecast Aluminum Frame
 - * PVC "sealer" integrate trim ring can grill
 - * Polly Cotton Cone w/ Inverted Surround Technology
 - * High Power Strontium Ferrite Magnets
 - * Stylish Black Nickel plated spring terminals
 - * Integrated Lead wires




Painstakingly engineered, the P .65C3 crossover features the highest quality components to create the purest signal path possible for seamless, phase coherent blending of the speaker component so you can enjoy the purest audio reproduction possible in an automotive application. To enhance installation flexibility, two user selectable circuits are included to tailor the frequency response for non ideal mounting locations.

SPEAKER PLACEMENT

The quest for the perfect soundstage has always been a great challenge. The Ultimate goal is to get that "lives sound" just like you were there in person when it was recorded. The perfect soundstage would be at least ear level or higher, wider than the vehicle itself and as far forward of the windshield as possible. Many people do not realize that it is very possible to hear the soundstage "outside of the vehicle" which means that the musicians and singers can be perceived as being on a larger stage than the dash.

Some people install their components in their doors while others want them on top of the dash. Some people started putting speakers in the kickpanels to minimize pathlength differences from one side of the car to the other. Pathlength is the distance from the speaker to the ear or microphone. Obviously, if we are in the driver's seat, the driver side sounds much louder. This is because sound diminishes the further it gets away from us. If we sat in the middle of the car, both sides would sound equally as loud and the stage would be in the center. But since that's not an option, speaker placement becomes critical to get the stage as realistic as possible.



*Precision***Power**®

Absolutely State of the Art Mobile Audio™

PRECISIONPOWER.COM

